




EVEREST-X

Tower and Shelf Models



SHUNYATA RESEARCH

THANK YOU!

Congratulations on your purchase of the Shunyata Research Everest-X. Shunyata Research power products are used by many of the finest recording studios, mastering engineers, recording artists and electronics manufacturers worldwide.

Chances are that some of the music you listen to and the equipment that you own was produced using Shunyata Research products as part of a reference system or mastering system.

Thank you for choosing us to be a part of your system.



Caelin Gabriel

President

IMPORTANT SAFETY INFORMATION

WARNING: POTENTIALLY LETHAL VOLTAGES INSIDE!

THERE ARE NO USER-SERVICEABLE PARTS INSIDE. REFER ALL SERVICE TO SHUNYATA RESEARCH SERVICE DEPARTMENT (or an Authorized Distributor).

	WARNING Risk of electric shock. DO NOT OPEN.	
To reduce the risk of electric shock do not remove cover or back. Non-user serviceable parts inside. Refer servicing to qualified service personnel.		

CHECK VOLTAGE RATING

Verify the maximum voltage rating listed on the side of the box and on the unit before applying power.

WATER

This unit is NOT water proof. DO NOT submerge unit in water or any other fluid. DO NOT operate unit in an environment of water condensation. DO NOT operate unit with standing water on the floor.

INPUT POWER REQUIREMENTS

This unit requires a properly installed AC Mains power connection. Ensure that the AC polarity is correct and that a safety ground is present. DO NOT operate this unit with a cable that has the ground pin disconnected. DO NOT operate this unit with a cheater plug that disables the safety ground connection. DO NOT operate this unit without a grounded outlet.

CONTACT ENHANCEMENT FLUIDS

Contact fluids, pastes, and gels are NOT recommended for use with this device. Many of these types of products leave a residue that can contaminate or damage the contact metals over a period of time. The products labeled as *silver-bearing grease* or *silver-impregnated silicon* are particularly harmful. Some of these are difficult or impossible to remove. Damage caused by these products will void your warranty! Never attempt to clean the contacts inside the outlets. If you wish to clean the external contacts, use CAIG DeoxIT® or DeoxIT® GOLD.

CRYOGENIC TREATMENTS & BURN-IN DEVICES

This unit has been treated with KPIP v2™, a proprietary process developed by Shunyata Research. DO NOT connect this unit to a burn-in device, as doing so will degrade performance and sound quality.

DO NOT cryogenically treat Shunyata Research products. Cryogenic treatment will damage plastic connectors and degrade insulation, shortening the life of the product. CRYOGENIC TREATMENT WILL VOID YOUR WARRANTY.

READ ALL WARNINGS and INSTRUCTIONS BEFORE OPERATING THIS UNIT

UNPACKING

KEEP PACKING MATERIALS

Keep all the packing materials. If you need to ship the unit, you must use the original boxes and protective inserts. Shipping without the original materials will void the warranty and you may not be entitled to claim shipping insurance losses if the unit was improperly packed!

If your packing materials are missing or damaged, contact Shunyata Research Customer Service for replacements.

DO NOT plug in the unit until you have read the complete instructions!

TECHNOLOGY & FEATURES

Everest-X tower and shelf-model feature patented technologies and proprietary components that are simply unavailable in other products. Everest-X power distributors supply power to multiple components while reducing noise from the power line and intercepting *component-to-component* noise.

DTCD® ANALYSIS (*Dynamic Transient Current Delivery*)

The Everest-X model was designed using the DTCD® analyzer. DTCD® Analysis is a technique that measures instantaneous current through low impedance electrical conductors and contacts. Shunyata Research uses it to optimize the design, specification and construction of parts and materials to ensure maximum current delivery performance.

CCI™ NOISE REDUCTION

Traditional power conditioners are designed to block incoming noise from outside the home but do not address the noise that is generated by the electronic components themselves. In fact, most conditioners reflect noise back into other components connected to the power conditioner. CCI™ (*Component-to-Component Interference*) is one of the most significant but often overlooked aspects to power system performance. The CCI™ filter consists of a proprietary multi-stage filter that reduces electrical noise and power supply generated interference.

NIC™ NOISE REDUCTION AND QR/BB™

The NIC™ (*Noise Isolation Chamber*) is a patented technology that reduces high frequency power line noise. NICs™ use a non-reactive *ferroelectric* substance that actually absorbs high frequency noise. This allows Everest power distributors to reduce noise without any of the negatives associated with conventional power conditioner designs. Patented QR/BB™ technology dramatically reduces the sense of dynamic compression often heard when an amplifier is connected to a conventional power conditioner. Dynamics are actually improved when an amplifier is connected to the Everest even when compared to a direct connection to the wall outlet. [US Patents: 10,031,536 B2 and 8,658,892]

TAPc

The Everest-X features our all-new TAPc technology. TAP (transverse axial polarizer) is a patent-pending technology that Shunyata Research developed to improve the performance of its reference signal cables. The TAPc technology is a radical advancement of the TAP technology that enables a significant reduction in the size of the modules — and for the first time allows this technology to be applied to power products. The sonic benefits of TAPc are profound, delivering a cavernous drop in perceived noise floor, effortless dynamics, and exceptional timing and coherency. TAPc offers a unique and unmistakable improvement that is immediately apparent — even to an untrained ear — repeatable across a variety of systems and components. In essence, TAPc modules act as force multipliers, elevating the listening experience to a level many would not have thought possible.

HARP

HARP technology, originally developed to address current resonances in speaker cables, has now been adapted for power distribution in the Everest-X. Through extensive research, Caelin Gabriel identified the presence of current drift and audio-frequency current resonances within power delivery systems, much like standing wave modes in room acoustics. In the Everest-X, the HARP module functions as a current-mode diffraction device, disrupting these resonances to enhance resolution, coherence, and dynamic stability across connected components. By mitigating these power system artifacts, HARP technology helps create a more refined, noise-free listening experience, allowing the full potential of a system to be realized.

CMODE

Shunyata Research's CMode filtering technology was developed to combat one of the most pervasive yet overlooked sources of system noise — common-mode interference in power delivery. Unlike differential noise, common-mode noise is harder to measure and eliminate, making it a critical challenge in achieving optimal system performance. Conventional filters often introduce sonic compression, restricting dynamic range and altering tonal balance. Shunyata Research's CMode filter effectively reduces high-frequency noise distortion without these trade-offs, yielding a quieter, more resolving system with enhanced dynamics and tonal purity.

KPIP v2™

Shunyata Research's KPIP v2™ technology is a proprietary preconditioning process that permanently enhances the performance of cables and power distributors. Before leaving the factory, each Everest-X power distributor undergoes eight days of this advanced treatment, which dramatically improves sonic clarity while reducing the typical break-in period.

ZONES OF ISOLATION

The Everest-X features six zones of isolation, providing for multiple formats of component configuration. This allows for significant reduction in CCI™ through high levels of isolation between different types of components.

HIGH CURRENT CAPABILITY

The Everest series power distributors have high-current continuous ratings, ensuring unfettered power delivery to entire systems, including high-powered amplifiers. Advanced electromagnetic breakers and massive 8-gauge ArNi® wire maximize dynamic contrast and bass impact.

HIGH PERFORMANCE OUTLETS

All commercial-grade connectors and virtually all audiophile grade connectors are made from a brass or bronze base metal. Some audiophile grade connectors may get a plating of nickel, silver, gold or rhodium which is only a few millionths of an inch thick. The Shunyata Research CopperCONN® Platinum is constructed using solid, high purity, oxygen-free copper as the base metal with a thick plating of pure platinum to protect the copper from oxidation. CopperCONN® Platinum outlets are designed to provide superior grip strength and contact integrity. This contributes to a measurable improvement in DTCD® performance and a correspondingly obvious difference in audible performance. While CopperCONN® Platinum outlets are exclusive to US and AS models, Everest-X units in the UK, EU, and AU markets are equipped with high-performance outlets made from copper-rich alloys — delivering exceptional conductivity and uncompromising performance.

HYDRAULIC ELECTROMAGNETIC BREAKER

Common power conditioners use fuses or thermal breakers for over-current protection. When heavily loaded, those devices cause voltage drops, increased contact impedance, thermal noise, excessive heat generation, and current-limiting effects. The Everest-X uses a more advanced solution called a *hydraulic electromagnetic breaker* that can operate right up to the maximum current rating without the limitations of fuses or thermal breakers.

ArNi® CONDUCTORS

Shunyata Research has developed a proprietary line of ArNi® conductors. They are made with certified OFE C10100 (Certified ASTM F68) copper. The wire strands are arrayed in a proprietary “hollow tube” VTX™ geometry, which reduces skin effects. ArNi® conductors are then treated with Shunyata Research’s exclusive Kinetic Phase Inversion Process (KPIP v2™) for a period of 8 days.

VIBRATION MANAGEMENT

Mechanical vibration can be very destructive to system performance. The Everest-X was designed from its inception to include advanced forms of vibration control that improve the recovery of subtle musical detail and nuance. All chassis panels and internal structures are treated with vibration dampening panels. Each outlet (US/AS models only) is isolated from the chassis with a vibration-dampening gasket that reduces vibration conducted through the AC cables. All internal modules, filters, and electronics are encapsulated in a vibration-absorbent compound.

CABLE CRADLE SUPPORT SYSTEM

Shunyata Research introduces a unique solution for the problem of heavy high-end power cables. The innovative Cable Cradle supports the weight of the power cable, preventing it from pulling away from the outlet. This system is designed to ensure reliable and secure electrical connections. The Cable Cradle is only available on US, and AS models.

SSF-50 SHUNYATA FOOTER

The Everest-X includes Shunyata Research’s SSF-50 isolation footers specifically designed to reduce vibration from the supporting platform. Power distributors react very similarly to amplifiers in relationship to floor-borne vibration. After researching multiple forms of energy dissipation methods, Shunyata Research developed the SSF-50 to provide the performance characteristics of an expensive aftermarket isolator at a fraction of the cost.

CRYOGENIC TREATMENT

Many of the electrical components in the Everest are treated in Shunyata Research’s own advanced computer-controlled cryogenics lab. Further cryogenic treatment of the unit is strongly discouraged, and will void your warranty.

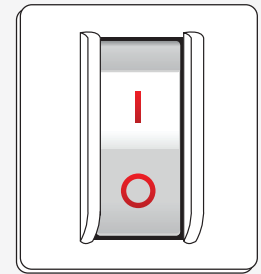
CONNECTIONS & POWER UP

THE ELECTROMAGNETIC BREAKER

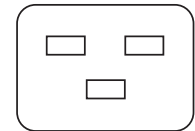
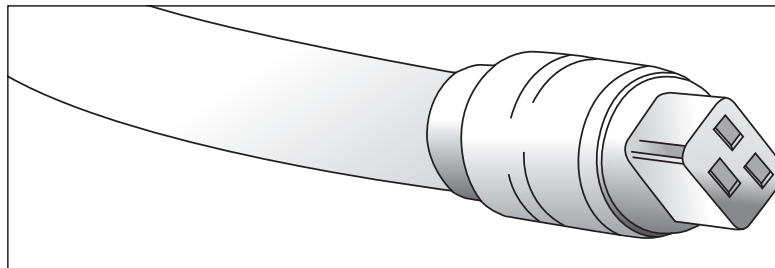
This is **NOT** a master ON/OFF switch. The breaker is designed to protect the unit and the components in the event of an over-current event. You should **NOT** use it to turn your system ON and OFF.

THE POWER CORD

The Everest requires an IEC C19 terminated power cord. **ONLY** use a power cord that is rated for 16/20 Amps of continuous current.



OFF POSITION

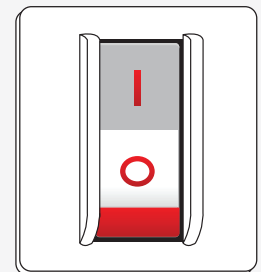


IEC C19

POWER UP SEQUENCE

- 1 Put the breaker in the OFF position.
- 2 Plug the C19 power cord into the unit’s inlet.
- 3 Ensure all electronic components are in the OFF position.
- 4 Plug each component into an available outlet.
- 5 Put the breaker in the ON position.
- 6 Turn each of the components on.

Wait approximately 5 seconds between each component.



ON POSITION

WARNING: DO NOT PULL THE PLUG

DO NOT ever pull the unit's power cord from the wall outlet while the system is operating. This unit carries very high currents and pulling the cord may cause a large arc that may damage the power cord contacts, the wall outlet and potentially the unit's inlet connector.

To remove the unit from the system, reverse the previous procedure.

- Turn OFF each connected component
- Turn the unit's electromagnetic breaker to the OFF position
- Unplug each of the power cords attached to the unit
- Unplug the unit's power cord from the wall outlet

PERFORMANCE OPTIMIZATION**SETTLING TIME**

The Everest-X is constructed using massive wiring and heavy-duty contacts throughout. It was treated with Shunyata Research's exclusive KPIP v2™ process. This significantly reduces the amount of time required for burn-in. However, the unit will improve in performance over a period of time. Allow several days of settling time while the unit is continuously powered and under load to achieve best performance. We recommend using 100-watt lamps or small fans during the settling period.

AC WALL SOCKETS

It is strongly recommended that you replace the wall outlet with a high quality commercial grade unit. A standard wall outlet is usually not ideal for high current applications. There are many audiophile-grade outlets that are plated with a variety of metals including silver, gold, rhodium and others. Our experience is that these do not provide significant improvement over a quality commercial grade outlet. For use with US models, we recommend the Hubbell model 5362 outlet or Shunyata Research's own SR-Z1 outlet for better performance.

MOUNTING PLATFORMS

Ideally the Everest-X should be placed on a proper shelf, amp stand or solid platform. A heavy plank of hardwood or a granite slab also works well.

OTHER POWER COMPONENTS

Using Shunyata Research power distributors in conjunction with other power distributors, conditioners, or regenerators is strongly discouraged. Connecting power conditioners in series usually gives unpredictable or poor results. Conditioners and regenerators can be highly reactive and may degrade the DTCD® and the CCI™ advantages built into the Everest-X.

GROUND PLANE NOISE REDUCTION

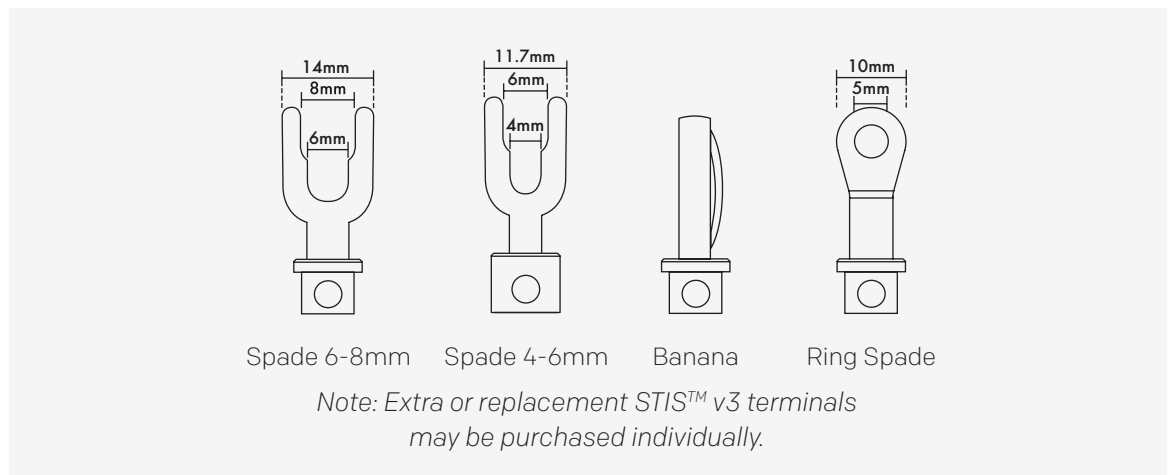
The Everest-X includes the Ground Plane Noise Reduction (GP-NR) system that provides central grounding for the system components. Grounding the chassis of all the components in the system to a common ground point may reduce noise and hum caused by ground loops and radiated RFI and EMI. The GP-NR absorbs noise through pure-copper ground lugs mounted on the rear panel. More than one ground cable may be connected to each of four terminals by using CGC ground cables terminated with either spade and banana terminals, or by stacking multiple grounding cables with spade terminals.

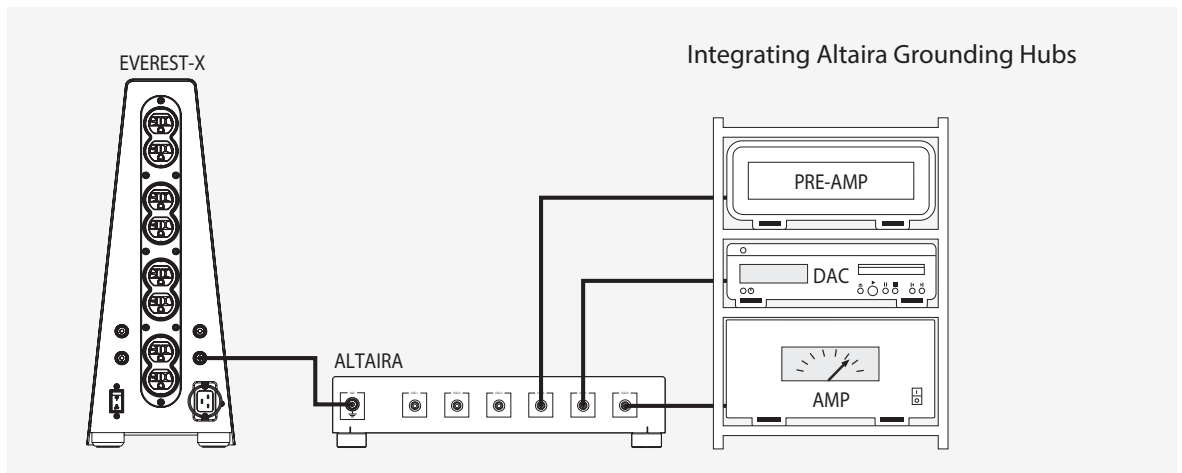
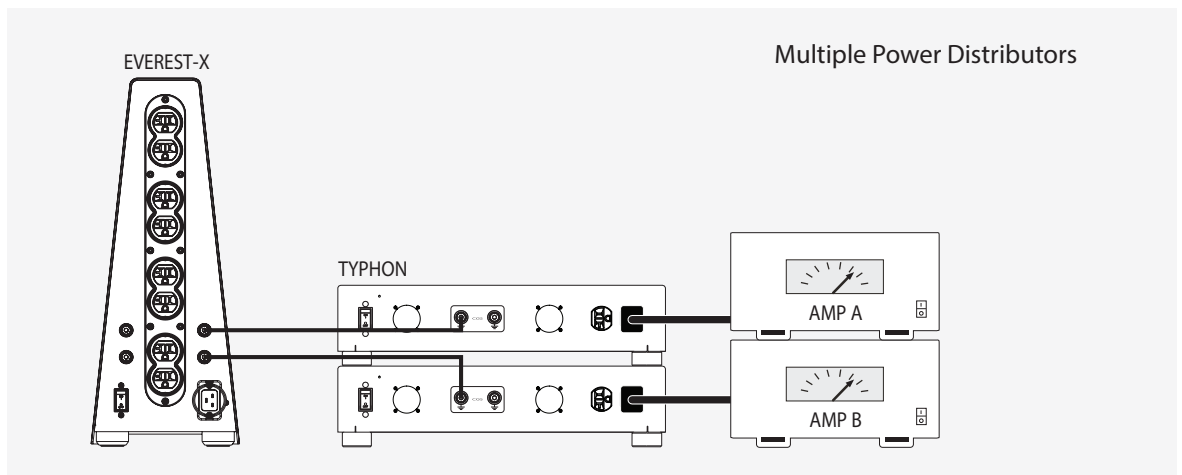
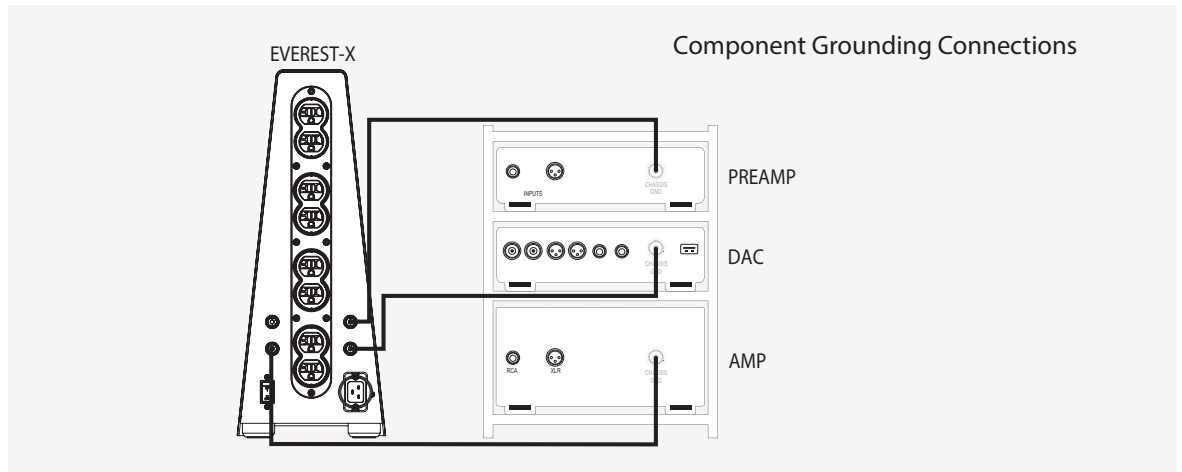
CGS GROUND TERMINALS & CGC GROUND CABLES

Shunyata Research's CGC (Chassis Ground Cables) are purpose-built for use with components equipped with our Chassis Grounding System (CGS), providing a low-impedance path to ground that significantly reduces noise and enhances clarity across connected components. Engineered with advanced conductor geometry — and, in reference models, integrated with powerful noise-reduction technology — CGC cables unlock the full performance potential of your system, delivering superior resolution and tonal purity.

All CGC cables feature Shunyata's STIS™, an innovative modular design that allows for interchangeable terminals. STIS™ makes it easy to adapt the cables to a variety of grounding posts — banana, spade, or enclosed spade — ensuring broad compatibility and clean, secure, future-proof connections.

Note: Ground connections to components should only be made to earth or chassis grounds.





SPECIFICATIONS: US/AS

MAXIMUM VOLTAGE

- 90 - 125 VAC r.m.s. unregulated (US)
- 220 - 240 VAC r.m.s. unregulated (AS)

INPUT CURRENT RATINGS

- Maximum continuous current: 30A

OUTPUT CURRENT RATINGS

- Max current/outlet: 20A

TRANSIENT SUPPRESSION

- Maximum transient protection:
40,000 A @ 8/50 μ s

OVER-CURRENT PROTECTION

- Hydraulic electromagnetic breaker

WIRING SYSTEM

- 8 gauge ArNi[®] VTX[™] buss system
- 10 gauge ArNi[®] VTX[™] wiring
- Ratings: 600 V 105° C

NOISE SUPPRESSION

- Input to Output (100 kHz - 30 MHz):
> 50 dB reduction
- Zone to Zone (100 kHz - 30 MHz):
> 60 dB reduction

TECHNOLOGY

- TAPc
- QR/BB[™]
- HARP
- CMode
- KPIP v2[™] Processing: 8-days

OUTLETS & CONNECTORS

- Zones of Isolation: 6 zones
- Inlet: IEC C19R
- Outlets: 8 NEMA 5-20R (platinum-plated)

VIBRATION CONTROL

- Vibration dampening panels (internal)
- AC outlet dampening gaskets
- Shunyata Isolation SSF-50 Footer

CONSTRUCTION

- Aluminum and steel chassis
- Anodized, brushed aluminum faceplate
- Ground Terminals: platinum-plated OFE pure copper

GP-NR

- Length: 127 mm
- Diameter: 38 mm

DIMENSIONS

TOWER MODEL:

- Width: 8.0 inches at base (20.32 cm)
- Depth: 14.75 inches with cable cradle (37.47 cm)
- Height: 20.75 inches (52.71 cm)
- Weight: 34 lbs (16 kg)

SHELF MODEL:

- Width: 18" (45.7 cm)
- Depth: 12.2" (31.0 cm) with cable cradle
- Height: 6.47" (16.4 cm) including feet
- Weight: Approx 30 lbs (13.6 kg)

SPECIFICATIONS: EU

MAXIMUM VOLTAGE

- 220 - 240 VAC r.m.s. unregulated

INPUT CURRENT RATINGS

- Maximum continuous current: 16A

OUTPUT CURRENT RATINGS

- Max current/outlet: 16A

TRANSIENT SUPPRESSION

- Maximum transient protection:
40,000 A @ 8/50 μ s

OVER-CURRENT PROTECTION

- Hydraulic electromagnetic breaker

WIRING SYSTEM

- 8 gauge ArNi[®] VTX[™] buss system
- 10 gauge ArNi[®] VTX[™] wiring
- Ratings: 600 V 105° C

NOISE SUPPRESSION

- Input to Output (100 kHz - 30 MHz):
> 50 dB reduction
- Zone to Zone (100 kHz - 30 MHz):
> 60 dB reduction

TECHNOLOGY

- TAPc
- QR/BB[™]
- HARP
- CMode
- KPIP v2[™] Processing: 8-days

OUTLETS & CONNECTORS

- Zones of Isolation: 6 zones
- Inlet: IEC C19R
- Sockets: 8 CEE 7/3

VIBRATION CONTROL

- Vibration dampening panels (internal)
- AC outlet dampening gaskets
- Shunyata Isolation SSF-50 Footer

CONSTRUCTION

- Aluminum and steel chassis
- Anodized, brushed aluminum faceplate
- Ground Terminals: OFE pure copper

GP-NR

- Length: 127 mm
- Diameter: 38 mm

DIMENSIONS

TOWER MODEL:

- Width: 8.0 inches at base (20.32 cm)
- Depth: 13.5 inches (34.29 cm)
- Height: 20.75 inches (52.71 cm)
- Weight: 34 lbs (16 kg)

SHELF MODEL:

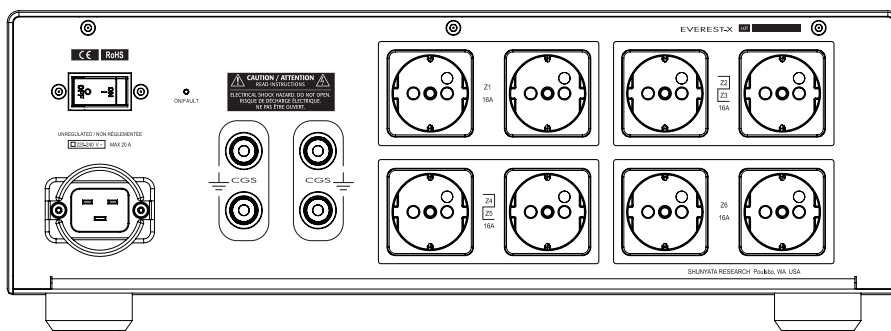
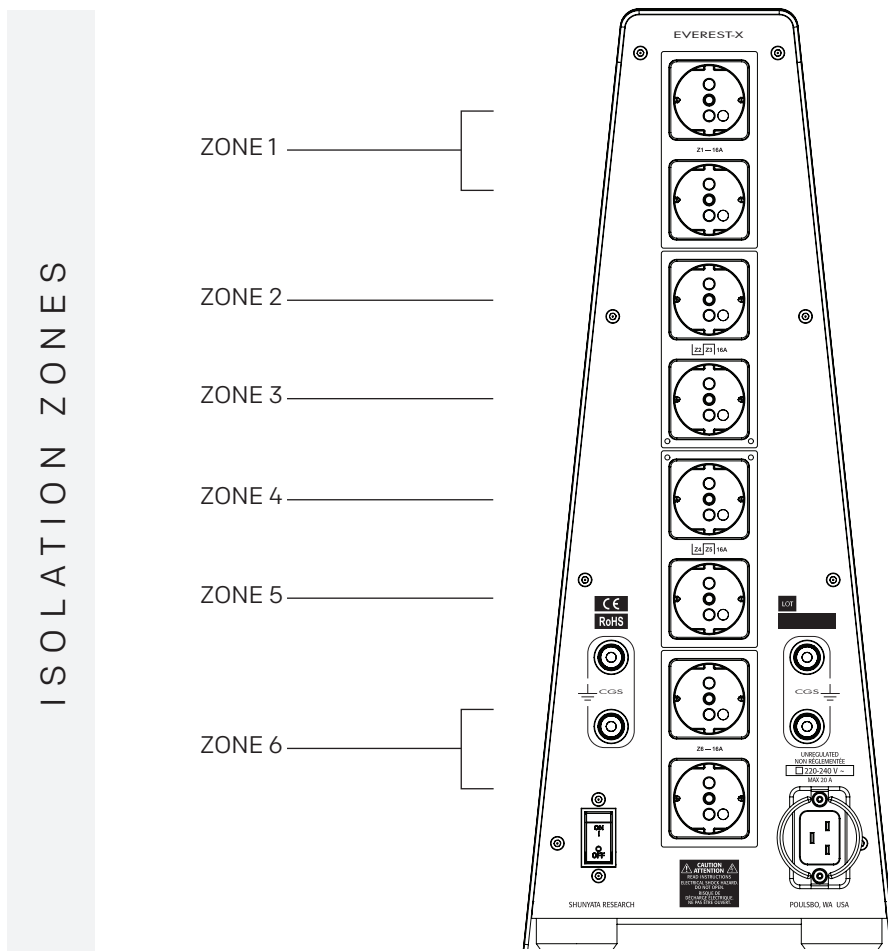
- Width: 18" (45.7 cm)
- Depth: 10.95" (27.8 cm)
- Height: 6.47" (16.4 cm) including feet
- Weight: Approx 30 lbs (13.6 kg)



This product complies with the following EC Directives:

Cé produit se conforme aux directives de la Communauté Européene suivantes,
Dieses Produkt entspricht den nachstehend aufgeführten Richtlinien der Europäischen Union,
Questo prodotto si conforma ai sequenti direttivi della Comunità europea,
Esto producto cumple con las directivas siguientes de la Comunidad Económica Europea:
2014/30/EU (EMC Directive) // 2014/35/EU (Low Voltage Directive) // 2011/65/EU (RoHS)

REAR PANELS: EU



SPECIFICATIONS: UK

MAXIMUM VOLTAGE

- 220 - 240 VAC r.m.s. unregulated

INPUT CURRENT RATINGS

- Maximum continuous current: 16A

OUTPUT CURRENT RATINGS

- Max current/outlet: 16A

TRANSIENT SUPPRESSION

- Maximum transient protection:
40,000 A @ 8/50 μ s

OVER-CURRENT PROTECTION

- Hydraulic electromagnetic breaker

WIRING SYSTEM

- 8 gauge ArNi[®] VTX[™] buss system
- 10 gauge ArNi[®] VTX[™] wiring
- Ratings: 600 V 105° C

NOISE SUPPRESSION

- Input to Output (100 kHz - 30 MHz):
> 50 dB reduction
- Zone to Zone (100 kHz - 30 MHz):
> 60 dB reduction

TECHNOLOGY

- TAPc
- QR/BB[™]
- HARP
- CMode
- KPIP v2[™] Processing: 8-days

OUTLETS & CONNECTORS

- Zones of Isolation: 6 zones
- Inlet: IEC C19R
- Outlets: TOWER MODEL: 7 BS-1363 (3 pin)
SHELF MODEL: 8 BS-1363 (3 pin)

VIBRATION CONTROL

- Vibration dampening panels (internal)
- AC outlet dampening gaskets
- Shunyata Isolation SSF-50 Footer

CONSTRUCTION

- Aluminum and steel chassis
- Anodized, brushed aluminum faceplate
- Ground Terminals: OFE pure copper

GP-NR

- Length: 127 mm
- Diameter: 38 mm

DIMENSIONS

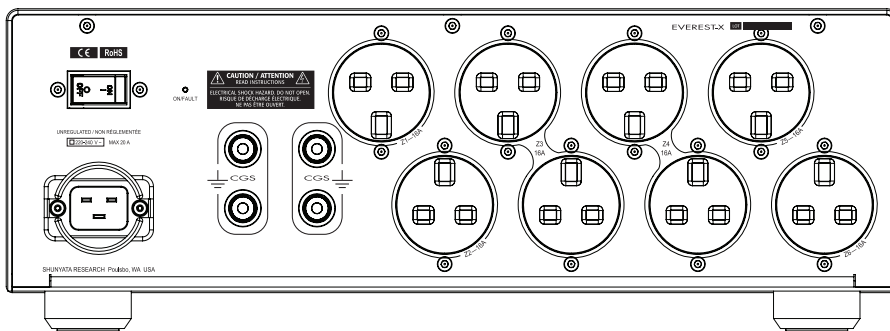
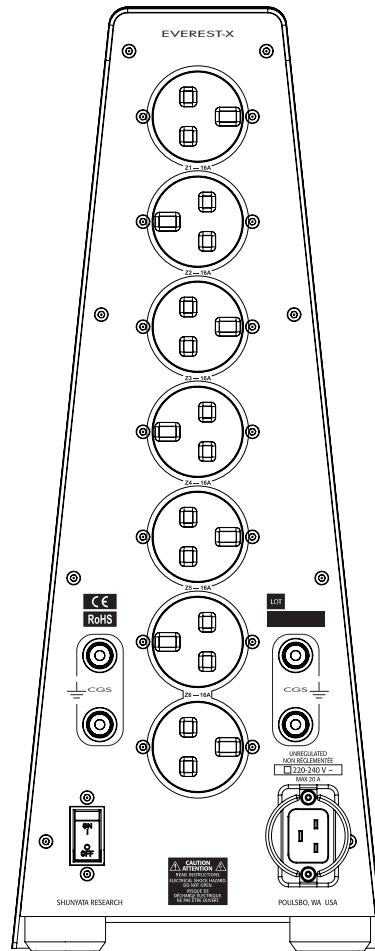
TOWER MODEL:
Width: 8.0 inches at base (20.32 cm)
Depth: 14.75 inches (37.47 cm)
Height: 20.75 inches (52.71 cm)
Weight: 34 lbs (16 kg)

SHELF MODEL:
Width: 18" (45.7 cm)
Depth: 10.95" (27.8 cm)
Height: 6.47" (16.4 cm) including feet
Weight: Approx 30 lbs (13.6 kg)

REAR PANELS: UK

ISOLATION ZONES

- ZONE 1 _____
- ZONE 2 _____
- ZONE 3 _____
- ZONE 4 _____
- ZONE 5 _____
- ZONE 6 _____



SPECIFICATIONS: AU

MAXIMUM VOLTAGE

- 220 - 240 VAC r.m.s. unregulated

INPUT CURRENT RATINGS

- Maximum continuous current: 16A

OUTPUT CURRENT RATINGS

- Max current/outlet: 16A

TRANSIENT SUPPRESSION

- Maximum transient protection:
40,000 A @ 8/50 μ s

OVER-CURRENT PROTECTION

- Hydraulic electromagnetic breaker

WIRING SYSTEM

- 8 gauge ArNi[®] VTX[™] buss system
- 10 gauge ArNi[®] VTX[™] wiring
- Ratings: 600 V 105° C

NOISE SUPPRESSION

- Input to Output (100 kHz - 30 MHz):
> 50 dB reduction
- Zone to Zone (100 kHz - 30 MHz):
> 60 dB reduction

TECHNOLOGY

- TAPc
- QR/BB[™]
- HARP
- CMode
- KPIP v2[™] Processing: 8-days

OUTLETS & CONNECTORS

- Zones of Isolation: 6 zones
- Inlet: IEC C19R
- Sockets: 8 AS/NZS 31123]

VIBRATION CONTROL

- Vibration dampening panels (internal)
- AC outlet dampening gaskets
- Shunyata Isolation SSF-50 Footer

CONSTRUCTION

- Aluminum and steel chassis
- Anodized, brushed aluminum faceplate
- Ground Terminals: OFE pure copper

GP-NR

- Length: 127 mm
- Diameter: 38 mm

DIMENSIONS

TOWER MODEL:

- Width: 8.0 inches at base (20.32 cm)
- Depth: 14.75 inches (37.47 cm)
- Height: 20.75 inches (52.71 cm)
- Weight: 34 lbs (16 kg)

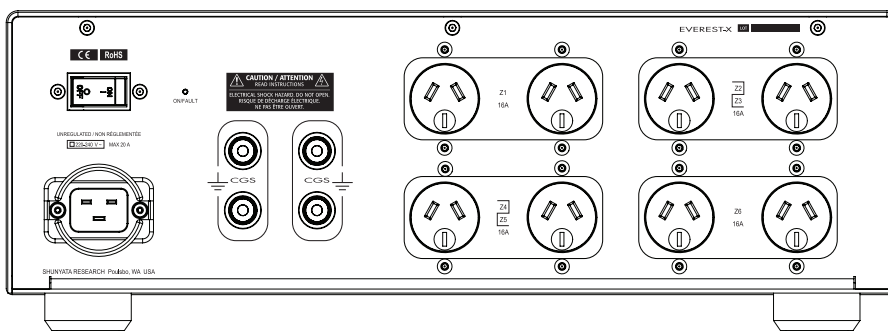
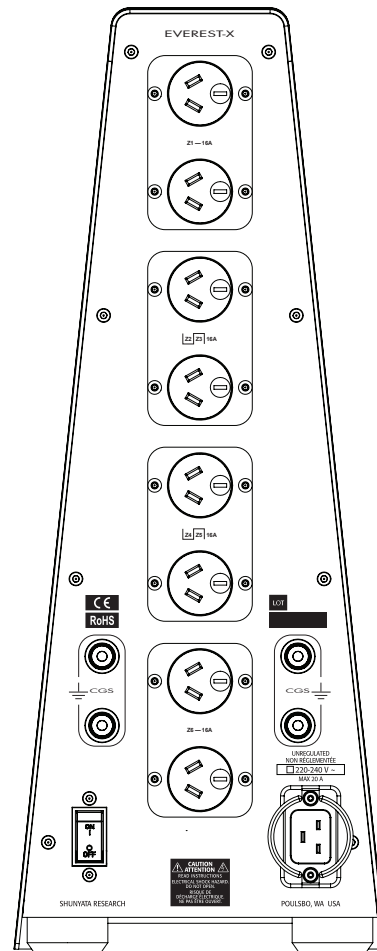
SHELF MODEL:

- Width: 18" (45.7 cm)
- Depth: 10.95" (27.8 cm)
- Height: 6.47" (16.4 cm) including feet
- Weight: Approx 30 lbs (13.6 kg)

REAR PANELS: AU

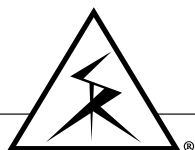
ISOLATION ZONES

- ZONE 1
- ZONE 2
- ZONE 3
- ZONE 4
- ZONE 5
- ZONE 6



©2025 Shunyata Research.

Reproduction of this brochure and its contents, in part or whole, is strictly forbidden without prior consent from Shunyata Research.
Shunyata Research reserves the right to change specifications at any time without prior notice.



SHUNYATA RESEARCH

26273 Twelve Trees Lane, Poulsbo, Washington 98370

360 598 9935 | www.shunyata.com